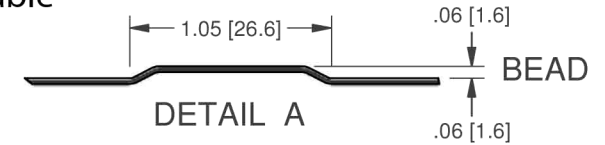




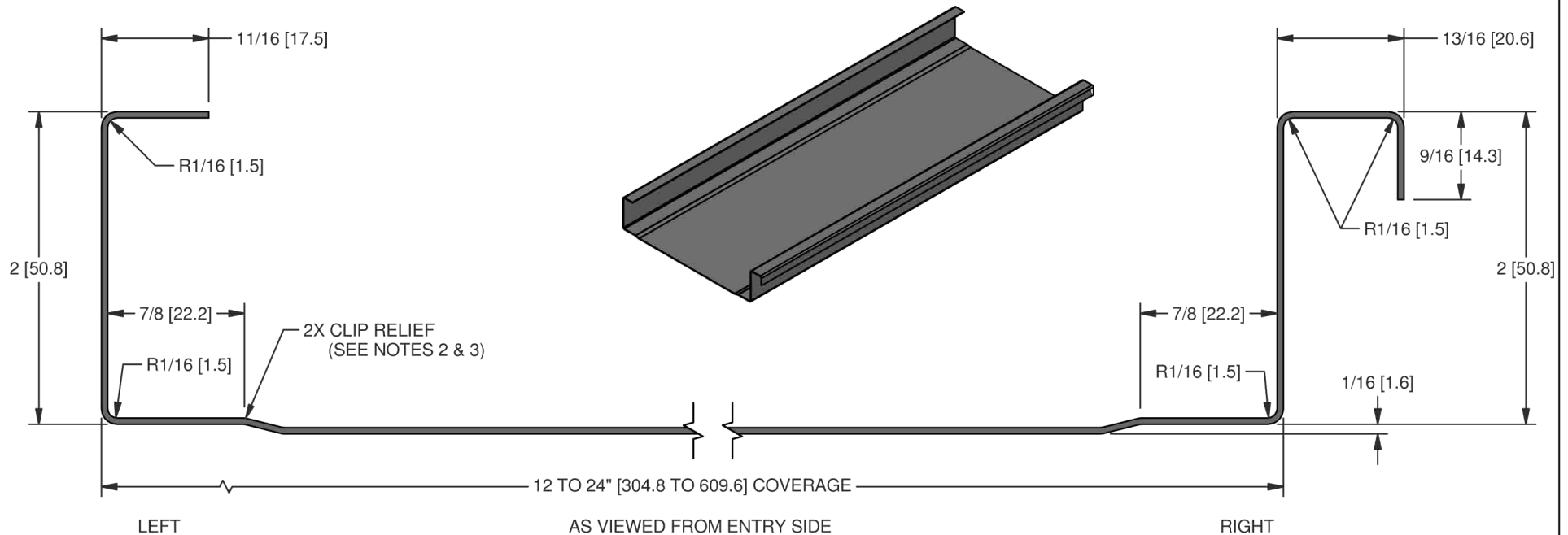
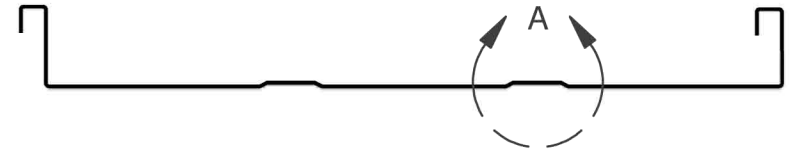
**RIVERSIDE
SHEET METAL**

riversidesheetmetal.net

Bead(s) available



RR1



NOTES:

1. MATERIAL USAGE: APPROX. 5-13/16" [147.6]
2. CLIP RELIEF ROLLERS ARE STANDARD WITH THIS PANEL.
3. PANEL IS SHOWN WITH CLIP RELIEF ROLLERS ENGAGED.
4. DUAL DIMENSIONS: Inch [mm]

4 CORRECTED ERROR IN REV 3 DRAWING

MATERIAL PAINTED STEEL/PAINTED ALUMINUM/COPPER				FINISH NONE	
REV	ECR NO.	DATE	RELEASED BY	TOLERANCES	
1	REDRAWN	01/17/2008	JD	.XX = ± .01	
2	ADDED R DIM	07/02/2009	JD	.XXX = ± .005	
3	ADDED mm	05/02/2012	JD	FRACTION = ± 1/32"	
4	CORRECTION	01/17/2017	AJB	ANGLE = ± 1/2°	



**NEW TECH MACHINERY
CORP.**

DRAWN BY
SAWER

DATE
09/11/2002

CHECK BY
JD

DATE
01/17/2008

PART NAME

SS200 PANEL PROFILE

PART NUMBER

SP2-200P

SHEET

1 OF 1

REVISION

4